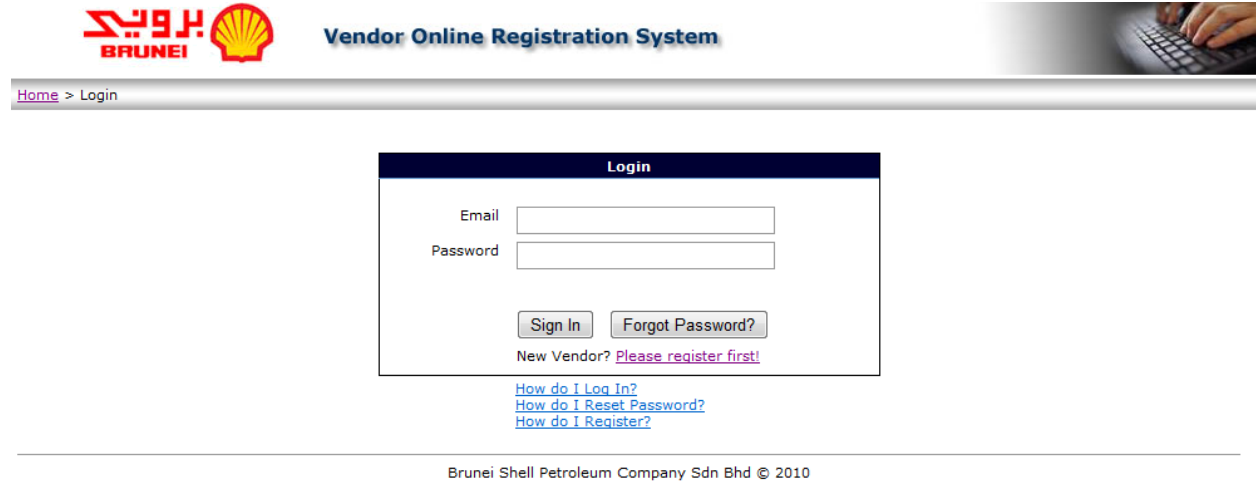



How to Log In

Instructions

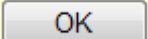


Brunei Shell Petroleum Company Sdn Bhd © 2010

Screen 1 - VORS Vendor Login Screen

1. At the VORS login screen ([SCREEN 1](#)), enter your registered email address.
2. Enter your password. Note that password is case-sensitive.
3. Click on .
4. Note that upon the very first sign in, or upon the first sign in after password reset, you will be prompted to change your password and set up the secret question and answer ([SCREEN 2](#)).

Screen 2 – Change Login Password

5. Enter the new password, select a secret question and enter the desired answer. When done, click .

Frequently Asked Questions

Q1: If I am a registered vendor but do not know my ID and password, what should I do?

A1: Please email BSP-SCM13-Vendor-Registration@shell.com requesting for login information. You should state clearly your company name and authorized contact personnel.

Q2: I cannot remember the registered email address. What can I do?

A2: Please email BSP-SCM13-Vendor-Registration@shell.com requesting for login information. You should state clearly your company name and authorized contact personnel.

Q3: I cannot remember the password. What can I do?

A3: Click on to request to reset password.

Q4: I have not registered before. How do I register?

A4: Click on the link [Please register first!](#)

Q5: The system informs me that my account has been locked. What happened and what can I do?

A5: Your account has reached the maximum number of unsuccessful log ins. Click on to unlock your account and reset the password.